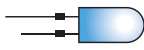



LED



LED[®] BACKLIGHT SERIES

LED Back Light String With Al-box



This High Power Back Light is made by aluminum housing and sealed with glue, it has good performance in heat dispersion and waterproof function, it meet the IP68 standard, low power consumption, energy saving, not easy to damage, and long lifespan. It is suitable to install in channel letters to be used as back light, illuminates directly to the surface of the channel letters, it also can be used as indoor and outdoor decoration.

Specifications:

Item No.	color of LED	lm/ p cs	Voltage	current/ piece	power/ piece	NO. of LED	LED Qty.	size	Max piece with 12V 2A switch power	IP rating
LBSL-AL-4P-12V-R	R	14	12V DC	80mA	0.96W	4	surper flux	36X31X9	20PCS	IP65
LBSL-AL-4P-12V-Y	Y	14	12V DC	80mA	0.96W	4	surper flux	36X31X9	20PCS	IP65
LBSL-AL-4P-12V-G	G	16	12V DC	40mA	0.48W	4	surper flux	36X31X9	40PCS	IP65
LBSL-AL-4P-12V-B	B	6.4	12V DC	40mA	0.48W	4	surper flux	36X31X9	40PCS	IP65
LBSL-AL-4P-12V-W	W	14	12V DC	40mA	0.48W	4	surper flux	36X31X9	40PCS	IP65
LBSL-AL-2P-12V-R	R	3.5	12V DC	20mA	0.24W	4	Ø5	36X31X9	80PCS	IP65
LBSL-AL-2P-12V-Y	Y	2.7	12V DC	20mA	0.24W	4	Ø5	36X31X9	80PCS	IP65
LBSL-AL-2P-12V-G	G	10.2	12V DC	40mA	0.48W	4	Ø5	36X31X9	40PCS	IP65
LBSL-AL-2P-12V-B	B	4.2	12V DC	40mA	0.48W	4	Ø5	36X31X9	40PCS	IP65
LBSL-AL-2P-12V-W	W	8	12V DC	40mA	0.48W	4	Ø5	36X31X9	40PCS	IP65

Explanation:

1. Please clean up the surface area where the High Power Back Light is going to install.
2. Maximum connection: 80pcs/string. Start up another circuit if more than 80pcs.
3. Formula of counting the power consumption: $P = \text{no. of light} \times \text{power of light} \times 1.1$
4. Recommended to use in a 40MM thickness of channel letter box.




How to use:



(1) Adjusting the bulb spacing and length auording to your design.



(2) Cover the end panel of the lamp groove.



(3) Connect the wire with pross terminals.

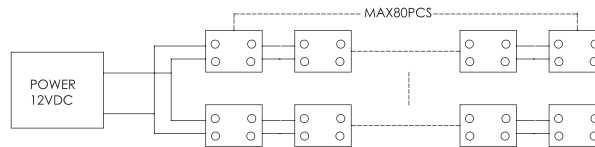


(4) Stick with double sided tape



(5) Connect the product and the switch power

Circuit Layout:



Warning:

The lighting part should be mounted at the bottom of the module, where the measured height of the letter is not less than 4cm.



Product details are subject to changes of appearance and specifications without notice, please refer to the real entity.

LED

141 Cassia Way STE. C
Henderson, NV 89014
Ph. 702.568.8742 * 800.700.5483
Fax 702.568.8753
www.LEDLINC.com

This fixture must be installed by a qualified electrician. **LED** is not responsible if its fixture are not installed according to local safety standards. Please leave a copy of these instructions for the person responsible for the maintenance of the installation.