

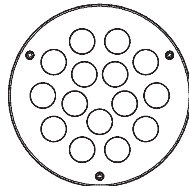
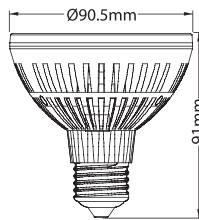
LED PAR30 120V Lamp G0101-1



Features and Benefits

- Direct Replacement for 60-Watt Incandescent Lamp
- 15 x 1W High Power WLED White LEDs
- 5000 to 8,000K CCT
- 2000 to 10,000K CCT (Optional)
- Energy Efficient
- Extreme Long Life (Up to 100,000 Hours)
- Low Heat
- No UV
- Industrial Grade Components for Enhanced Performance and Lifetime.
- Constructed of high grade ABS and Plated Aluminum Alloy
- Copper Conductive base (Low Resistance)
- Optimized Heat Dissipation Efficiency
- Optical Grade PMMA Acrylic Lenses
- 40° Beam Angle
- Shatterproof and Fireproof

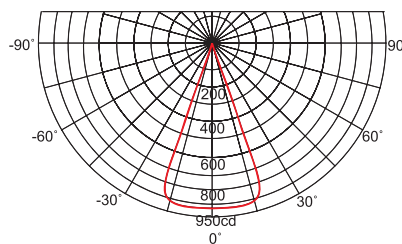
Dimensional Diagrams



Specifications

Qty. of LEDs	15 x 1W High Power WLED (White LEDs)
Beam Angle	40°
Output Power	15W (Comparable to 60W Incandescent)
Luminous Flux	554Lm
Lamp Base	E26
CCT(K)	5000-8000K
Input Voltage	120V AC
Operating Environment	-20-40°C
Dimensions(mm)	91 H x 90.5dia

Candle Power Distribution



- PAR30 Lamp is for indoor use only.
- Wait until the lamp cools when replacing the lamp.