

## LED PAR20 120V Lamp G0091-1



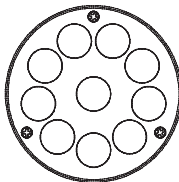
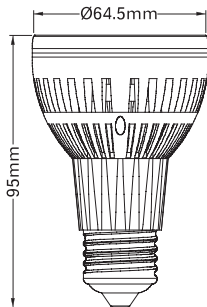
### Features and Benefits

- Direct Replacement for 40-Watt Incandescent Lamp
- 10 x 1W High Power WLED White LEDs
- 5000 to 8,000K CCT
- 2000 to 10,000K CCT (Optional)
- Energy Efficient
- Extreme Long Life (Up to 100,000 Hours)
- Low Heat
- No UV
- Industrial Grade Components for Enhanced Performance and Lifetime.
- Constructed of high grade ABS and Plated Aluminum Alloy
- Copper Conductive base (Low Resistance)
- Optimized Heat Dissipation Efficiency
- Optical Grade PMMA Acrylic Lenses
- 40° Beam Angle
- Shatterproof and Fireproof

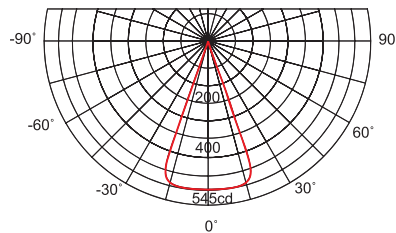
### Specifications

Qty. of LEDs	10 x 1W High Power WLED (White LEDs)
Beam Angle	40°
Output Power	10W (Comparable to 40W Incandescent)
Luminous Flux	430Lm
Lamp Base	E26
CCT(K)	5000~8000K
Input Voltage	120V AC
Operating Environment	-20-40°C
Dimensions(mm)	95 H x 64.5dia

Dimensional Diagrams



### Candle Power Distribution



- Now available in WLED (White LED) Warm and Ultra Warm White with CCT(K) from 2,000 to 5,000K. (Not shown)